

И. Королькова

# КРОХЕ-МУЗЫКАНТУ



Нотная азбука  
для самых маленьких

ЧАСТЬ  
2

И. КОРОЛЬКОВА

# КРОЖЕ-МУЗЫКАНТУ

Нотная азбука  
для самых маленьких

Часть II

Издание третье

Ростов-на-Дону

«Феникс»

2006



УДК 087.5:78  
ББК 85.988  
КТК 732  
К49

**Королькова И. С.**

**К49 Крохе-музыканту.**

**Нотная азбука для самых маленьких. Часть II / И. С. Королькова. Изд. 3-е.**

Ростов н/Д: Феникс, 2006 г. – 56 с.

(Любимые мелодии)

**ISBN 5-222-08373-X**

© Королькова И. С., 2006

© Оформление: изд-во «Феникс», 2006

---

## ОТ АВТОРА

Настоящий сборник является II частью методического пособия, предназначенного для обучения игре на фортепиано детей 4–6-летнего возраста.


Нотный материал, в большинстве своем ранее не публиковавшийся, выстроен от простого к сложному. Тексты песенок образны и доступны по содержанию, небольшие пьески дополнены яркими иллюстрациями пробуждающими детскую фантазию.

Использование партии учителя не является обязательным, а служит лишь гармоническим дополнением к мелодии.

Предлагаемые ритмические упражнения могут служить одним из вариантов работы над развитием чувства ритма.

Цель данного пособия – ознакомить маленьких детей в доступной для них форме с азами нотной грамоты и привить им любовь к музицированию.

# ЭТО ТЫ УЖЕ ЗНАЕШЬ?



ТОГДА ПОЙДЁМ ДАЛЬШЕ!



# Это ЛИГИ

Они связывают звуки.  
ИГРАЕМ LEGATO – СВЯЗНО

## 1. ПРЯТКИ

Учитель:

A musical score for a piece titled "1. ПРЯТКИ". It consists of two staves in 4/4 time. The upper staff is a bass clef with a series of chords and eighth notes. The lower staff is a bass clef with a series of eighth notes. The music is written in a simple, accessible style suitable for a classroom.

A musical staff with a rest symbol (a horizontal line with a vertical tick) on the second line. The staff is enclosed in a decorative wooden frame with a scalloped edge.

пауза

A musical staff with a half note symbol (a vertical stem with a flag) on the second line. The staff is enclosed in a decorative wooden frame with a scalloped edge.

половинная

A musical staff with a whole note symbol (a vertical stem with a flag and a circle) on the second line. The staff is enclosed in a decorative wooden frame with a scalloped edge.

целая

A musical staff with a rest symbol (a horizontal line with a vertical tick) on the second line. The staff is enclosed in a decorative wooden frame with a scalloped edge.

пауза

Ученик:



Мышка-мышка! — просит кошка, —  
Поиграй со мной немножко.  
Где ты прячешься? Зачем?  
Может, я тебя не съем!





# УЧИСЬ СЧИТАТЬ!



Точку после ноты нужно считать!

Размер  $\frac{4}{4}$

Раз-и-два-и-три-и-четыре-и

Считай и хлопай:



## 2. СОН

В море так приятно,  
Там тепло и тихо.

Рядом с медузёнком  
Дремлет медузиха.


Учитель:

6






# 3. ПРО ВОЛКА



Учитель:


Серый волк гулял в лесу  
И уселся на осу.  
Вой в лесу стоял до ночи,  
Зайцы радовались очень.

# 4. ПРАЗДНИК



Папа ёлку украшает,  
Мама папе помогает.  
Я стараюсь не мешать —  
Помогаю помогать.

Учитель:





## 5. ВЕСЁЛАЯ МЫШКА

Весёлая мышка в рояле жила.  
Она музыкальною мышкой была.  
И часто под звуки рояля  
Пищала она: «Тра-ля-ля-ля».

Учитель:

The musical score is written for piano in 2/4 time. It consists of two systems of two staves each. The first system has a treble clef on the top staff and a bass clef on the bottom staff. The second system has a bass clef on both the top and bottom staves. The melody is primarily in the right hand (treble clef in the first system, bass clef in the second system), featuring eighth and sixteenth notes with slurs. The left hand (bass clef in both systems) provides a simple accompaniment with quarter and eighth notes. The key signature has one flat (B-flat).

Ученик:

Musical notation for the first system, featuring a grand staff with treble and bass clefs. The right hand has a long melodic line with slurs and accents, while the left hand provides a rhythmic accompaniment. Fingerings are indicated by numbers 2, 3, and 4.

Musical notation for the second system, continuing the piece. It includes slurs, accents, and specific fingering instructions (2, 3, 2, 3) for the right hand.

Musical notation for the third system, concluding the piece. It features a final melodic phrase in the right hand and a concluding bass line in the left hand, with a '3' indicating a triplet or specific fingering.






# ИГРАЕМ СТАССАТО — ОТРЫВИСТО

## 6. ДЯТЕЛ




Тук-тук-тук, тук-тук-тук,  
Слышен в роще дятла стук.  
Он стучит — не поёт,  
Детям мошек достаёт.



# 7. ЧАСИКИ



Учитель:





# ИГРАЕМ В БАСОВОМ КЛЮЧЕ



первая октава

вторая октава

малая октава


До Ре Ми Фа Соль Ля Си До Ре Ми Фа Соль Ля Си До

The image shows a musical staff with a bass clef and a piano keyboard diagram. The staff is divided into three sections by vertical dashed lines. The first section is labeled 'малая октава' (small octave) and contains the notes Do, Re, Mi, Fa, Sol, La, Si. The second section is labeled 'первая октава' (first octave) and contains the notes Do, Re, Mi, Fa, Sol, La, Si. The third section is labeled 'вторая октава' (second octave) and contains the notes Do, Re, Mi, Fa, Sol, La, Si. The piano keyboard diagram below the staff shows the corresponding keys for each note, with the labels 'До', 'Ре', 'Ми', 'Фа', 'Соль', 'Ля', 'Си' repeated for each octave. The final 'До' in the second octave is highlighted in blue.





# НОТА До

1-й ОКТАВЫ



## 8. ПО ЛЕСЕНКЕ










# 10. РАЗГОВОР С ПАПОЙ





# 11. МУЗЫКАНТЫ

Села утка за рояль  
И сказала: «Кряк,  
Я сыграю вам сейчас  
Польку-краковяк».

Слон настроил контрабас,  
И промолвил он:  
«А теперь сыграю я  
Вальс „Осенний сон“».

Учитель:

The musical score is written for piano in 2/4 time. It consists of two systems of staves. The first system has a treble clef on the upper staff and a bass clef on the lower staff. The second system also has a treble clef on the upper staff and a bass clef on the lower staff. The music features a mix of chords and single notes, with some phrasing slurs and a key signature change to one sharp (F#) in the second system.





## 12. ВОРОНА

Летела ворона и села на куст,  
Подумав, что он безопасен и пуст.  
А там, за кустом, притаился украдкой  
Отважный охотник с огромной рогаткой.

Учитель:

The musical score is written in bass clef with a key signature of one flat (B-flat) and a 4/4 time signature. It consists of two systems of two staves each. The first system contains the first four measures of the piece, and the second system contains the next four measures. The melody is primarily in the upper staff, while the lower staff provides a simple harmonic accompaniment with quarter and eighth notes.

Ученик:

Musical score for the first system, featuring a treble and bass clef. The treble clef part has a 4-measure phrase with a slur and a 2-measure phrase with a slur. The bass clef part has a 3-measure phrase with a slur and a 2-measure phrase with a slur. Fingerings are indicated by numbers 1-4.

Musical score for the second system, featuring a treble and bass clef. The treble clef part has a 4-measure phrase with a slur and a 3-measure phrase with a slur. The bass clef part has a 2-measure phrase with a slur and a 1-measure phrase with a slur. Fingerings are indicated by numbers 1-4.

Musical score for the third system, featuring a treble and bass clef. The treble clef part has a 3-measure phrase with a slur and a 4-measure phrase with a slur. The bass clef part has a 3-measure phrase with a slur and a 4-measure phrase with a slur. Fingerings are indicated by numbers 1-4.

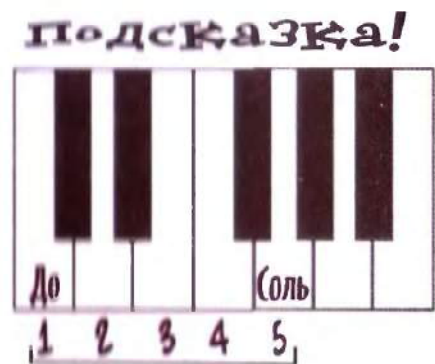






# ЗНАКОМЫЕ МЕЛОДИИ

(Песенки с аккомпанементом)




## 13. АНДРЕЙ-ВОРОБЕЙ




Андрей-воробей,  
Не гоняй голубей!

# 14. ДО-РЕ-МИ



До-ре-ми, до-ре-ми,  
Эти клавиши нажми.



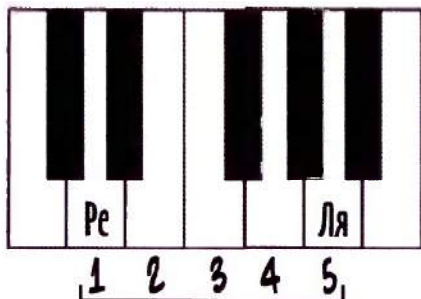


# 15. СОРОКА-ВОРОНА



Сорока-ворона  
кашу варила.  
На порог скакала,  
всех зазывала.

Подсказка!



# 16. КОЛЫБЕЛЬНАЯ




Баю-баюшки-баю,  
не ложися на краю.  
Придёт серенький волчок  
и укусит за бочок.






# 17. ДИнь-дон



Динь-дон, динь-дон,  
В зоопарке ходит слон.

# 18. БАЛАЛАЙКА




Заиграй-ка, балалайка,  
Балалайка в три струны!  
Запевайте, не зевайте,  
Выходите, плясуны!





# 19. СЧИТАЛКА



Musical notation for the counting rhyme. The first system consists of two staves (treble and bass clef) with a 4/4 time signature. The melody is in the treble clef, and the bass clef provides a simple accompaniment. Fingerings are indicated by numbers 1-5 above and below notes. The second system continues the melody and accompaniment for the second line of the rhyme. The piece ends with a double bar line and repeat dots.

На улице две курицы  
с петухом дерутся.  
Две девицы-красавицы  
смотрят и смеются.

# 20. ПОМОЩНИЦА

The image shows two systems of musical notation for a song. Each system consists of a treble clef staff and a bass clef staff. The first system has a treble staff with a melody starting on G4, moving up stepwise to D5, and then down to G4. The bass staff has a simple accompaniment of quarter notes: G3, F3, E3, D3, C3, B2, A2, G2. The second system has a treble staff with a melody starting on G4, moving up stepwise to D5, and then down to G4. The bass staff has a simple accompaniment of quarter notes: G3, F3, E3, D3, C3, B2, A2, G2. Both systems have a 2/4 time signature and a key signature of one flat (Bb). The first system has a '1' above the first measure and a '3' above the third measure. The second system has a '1' above the first measure and a '3' above the third measure. Below the first system, there are fingerings: 5, 4, 3, 2, 1, 1, 5, 5.

Встану рано поутру  
и кровать я приберу.  
Личико умою  
тёплой водою.





# ... И НОВЫЕ ПЕСЕНКИ И ПЬЕСКИ

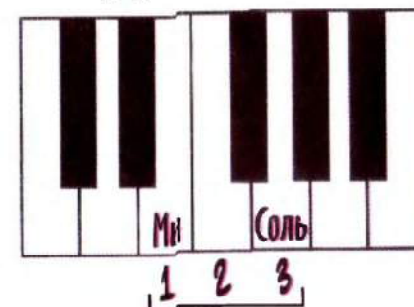
## 21. ЗА МАЛИНОЙ



Зайка Мишеньку спросил:  
«Ты куда, дружок, ходил?»  
Мишка Зайке отвечал:  
«Я малину собирал».



подсказка!





## 22. ЧАСЫ

Musical score for the song "Часы" (The Clock). The score is written for a piano in 2/4 time. The melody is in the treble clef, and the bass line is in the bass clef. The tempo is marked "LEGATO". The melody consists of eighth and quarter notes. The bass line consists of chords. The score is divided into two systems. The first system has five measures, and the second system has two measures. The first measure of the first system has a "3" above the note, the second has a "2", the third has a "4", the fourth has a "3" and a "4", and the fifth has a "3". The first measure of the second system has a "1/3" above the note, and the second has a "2". The bass line has "1/5" below the first and fifth measures of the first system.

Час мы пробили,  
луну торопили.

Скоро уж два,  
а светает едва.

Diagram illustrating musical ornaments (вольты) for the melody. It shows two variations, labeled "1" and "2", within a decorative wooden frame. Variation 1 is labeled "первая вольта" (first ornament) and variation 2 is labeled "вторая вольта" (second ornament).

**ВОЛЬТЫ** — это разные  
окончания одной мелодии.





# 23. Ай, ду-ду, ду-ду

Русская народная песня

Musical score for the Russian folk song "Ay, du-du, du-du". The score is written for a piano in 4/4 time. The melody is in the treble clef, and the bass line is in the bass clef. The tempo is marked "NON LEGATO". The melody consists of a sequence of eighth notes: G4, A4, B4, C5, B4, A4, G4. The bass line consists of a sequence of quarter notes: G3, F3, E3, D3. The score is divided into two systems by a double bar line. The first system has fingerings 4, 2, 3, 2, 1 above the treble clef and 1, 5, 2, 1, 5, 1 below the bass clef. The second system has no fingerings.




Ай, ду-ду, ду-ду, ду-ду.  
Сидит ворон на дубу.  
Сидит ворон на дубу  
и играет во трубу.  
Труба то́ченная, позолоченная.

# 24. СЛОНИЖА НА ПРОГУЛКЕ



БЕКАР отменяет # или b.





# 25. ОБЕЗЬЯНКИ

Musical score for the piece 'Обезьянки' (Monkeys). The score is written in 4/4 time and consists of two systems of piano accompaniment. The first system has four measures, and the second system has four measures. The notation includes treble and bass clefs, a key signature of one flat (B-flat), and various rhythmic values such as eighth and sixteenth notes. Fingerings are indicated by numbers 1-5 above or below notes. Articulation marks like accents and slurs are present. The piece concludes with a double bar line.



# 26. БАБУШКИНА СКАЗКА






# 27. НОСОРОГ И ВОРОБЕЙ



1 4 2 5



4 4 1 4 2 5

4 3 5

# УЧИТЬСЯ СЧИТАТЬ!



Размер


4  
4

Раз- и- два- и три- и четыре- и



Ра-аз и- и два- а и- и три-и и- и четы-ре и- и

Musical notation for counting exercises in 4/4 time. The first row shows four quarter notes, each with a syllable: "Раз-", "и-", "два-", "и", "три-", "и", "четыре-", "и". The second row shows four pairs of eighth notes, each with a syllable: "Ра-", "аз", "и-", "и", "два-", "а", "и-", "и", "три-", "и", "и-", "и", "четы-", "ре", "и-", "и". The third row shows four groups of eighth notes: a pair, a pair, a pair, and a pair, each with a syllable: "Ра-", "аз", "и-", "и", "два-", "а", "и-", "и", "три-", "и", "и-", "и", "четы-", "ре", "и-", "и". The fourth row shows four groups of eighth notes: a pair, a pair, a pair, and a pair, each with a syllable: "Ра-", "аз", "и-", "и", "два-", "а", "и-", "и", "три-", "и", "и-", "и", "четы-", "ре", "и-", "и".

Считай и хлопай:









# 28. ДОГОНЯЛКИ


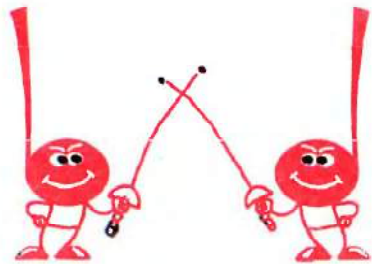
## Этюд № 1

Musical score for 'Этюд № 1' in 2/4 time. The score consists of two systems of two staves each. The first system contains measures 1-4, and the second system contains measures 5-8. Fingerings are indicated by numbers 2, 4, and 3 above notes, and 3, 2, and 3 below notes. The music features eighth and sixteenth notes, often beamed together, with slurs and accents.





# Этюд № 2





# Этюд № 3

Musical score for Etude No. 3, consisting of two systems of two staves each. The first system contains four measures, and the second system contains four measures. The music features various rhythmic patterns, including triplets and a 4/2 measure in the second system. The notes are primarily eighth and sixteenth notes, often beamed together.






# Этюд № 4



# Этюд № 5

Musical score for Etude No. 5, consisting of two systems of two staves each. The first system contains four measures with fingerings 2, 3, 2, 3 1. The second system contains four measures with fingerings 4, 3, 4, 4, 2, 2, 2, 4.








# Этюд № 6

Musical score for Etude No. 6, consisting of two systems of two staves each. The first system features a treble clef and a 4/4 time signature. The right-hand staff contains a sequence of eighth notes with fingerings 3, 2, 3, 2, 2, 3. The left-hand staff contains a sequence of eighth notes with a fingering of 4. The second system follows a similar pattern with fingerings 4, 4, 4, 4, 4, 4 in the right hand and 4 in the left hand.



# Этюд № 7



Musical score for Etude No. 7, consisting of two systems of two staves each. The first system includes fingerings: 2, 2, 4, 3, 4. The second system includes fingerings: 2, 1, 2, 4. The music is written in treble clef with a 2/4 time signature.





# 29. ГРУСТНО – ВЕСЕЛО

Musical score for piano in 2/4 time, titled "29. ГРУСТНО – ВЕСЕЛО". The score consists of three systems of two staves each. The first system has a treble staff with a triplet of eighth notes and a bass staff with quarter notes. The second system has a treble staff with eighth-note pairs and a bass staff with quarter notes. The third system has a treble staff with eighth-note pairs and a bass staff with quarter notes. Various fingerings (2, 3, 4) and accents are indicated throughout the piece.





# ИГРАЕМ БОЛЕЕ СЛОЖНЫЕ ПЬЕСКИ

## 30. МОЛДАВСКАЯ НАРОДНАЯ ПЕСНЯ



Не спеша

4 3 2

2 5 1 5 3 5 2 5

2 5 1 2 3 5 2

# 31. БЕЛОРУССКАЯ НАРОДНАЯ ПЕСНЯ

Спокойно, ласково

2 5 1 5

3

3

3

3





# 32. ШОТЛАНДСКАЯ НАРОДНАЯ ПЕСНЯ



Протяжно

Musical notation for the first system of the Scottish folk song. It consists of two staves: a treble clef staff and a bass clef staff. The time signature is 2/4. The melody in the treble staff starts with a quarter note on G4, followed by eighth notes on A4, B4, and C5. The bass staff provides a simple accompaniment with quarter notes on G3, F3, E3, and D3. Fingerings are indicated: '1' above the first note of the treble staff, '5' above the fifth note, '3' below the first note of the bass staff, '2' below the second note, and '1' below the third note.

Musical notation for the second system of the Scottish folk song. It consists of two staves: a treble clef staff and a bass clef staff. The time signature is 2/4. The melody in the treble staff continues with quarter notes on D5, E5, and F5. The bass staff continues with quarter notes on C3, B2, and A2. Fingerings are indicated: '1' above the first note of the treble staff, '5' above the fifth note, '3' below the first note of the bass staff, and '2' below the second note.

# 33. УКРАИНСКИЙ НАРОДНЫЙ ТАНЕЦ

Задорно

The first system of musical notation consists of two staves. The upper staff is in treble clef with a key signature of one flat and a 2/4 time signature. It contains two measures of music. The first measure has a '5' above it and features a quarter note on G4, an eighth note on A4, and a quarter note on B4. The second measure has a '4' above it and features a quarter note on C5, an eighth note on B4, a quarter note on A4, and a quarter note on G4. The lower staff is in bass clef and contains two measures of accompaniment. The first measure has a chord of G2, B2, and D3. The second measure has a chord of C3, B2, and G2.

The second system of musical notation consists of two staves. The upper staff is in treble clef with a key signature of one flat and a 2/4 time signature. It contains two measures of music. The first measure has a '3' above it and features a quarter note on G4, an eighth note on A4, and a quarter note on B4. The second measure has a '5' above it and features a quarter note on C5, an eighth note on B4, a quarter note on A4, and a quarter note on G4. The lower staff is in bass clef and contains two measures of accompaniment. The first measure has a chord of G2, B2, and D3. The second measure has a chord of C3, B2, and G2.

The third system of musical notation consists of two staves. The upper staff is in treble clef with a key signature of one flat and a 2/4 time signature. It contains two measures of music. The first measure has a '3' above it and features a quarter note on G4, an eighth note on A4, and a quarter note on B4. The second measure has a '5' above it and features a quarter note on C5, an eighth note on B4, a quarter note on A4, and a quarter note on G4. The lower staff is in bass clef and contains two measures of accompaniment. The first measure has a chord of G2, B2, and D3. The second measure has a chord of C3, B2, and G2.





# 34. РУССКАЯ НАРОДНАЯ ПЕСНЯ

Весело

The first system of the musical score consists of two staves. The upper staff is in treble clef and the lower staff is in bass clef. The key signature has one flat (B-flat) and the time signature is 2/4. The music features a melody with eighth and quarter notes, and a bass line with quarter and eighth notes. There are two triplets marked with a '3' above the notes. A fermata is placed over the final notes of the melody in the second measure of the second system.




The second system of the musical score consists of two staves. The upper staff is in treble clef and the lower staff is in bass clef. The key signature has one flat and the time signature is 2/4. The melody continues with eighth and quarter notes. There are two triplets marked with a '3' above the notes. A fermata is placed over the final notes of the melody in the second measure of the second system.

The third system of the musical score consists of two staves. The upper staff is in treble clef and the lower staff is in bass clef. The key signature has one flat and the time signature is 2/4. The melody continues with eighth and quarter notes. There are two triplets marked with a '3' above the notes. A fermata is placed over the final notes of the melody in the second measure of the third system.

# 35. ПРОГУЛКА


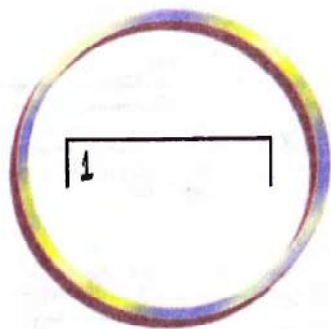
Радостно

The musical score is arranged in three systems, each with a treble and bass clef staff. The first system includes a 4/2 time signature. Fingerings are indicated by numbers 1-5 above or below notes. The second system continues the melody and accompaniment. The third system concludes the piece with a final cadence.






# ПРОВЕРЬ, ВСЁ ЛИ ТЫ ЗАПОМНИЛ:





Поставь себе отметку:





ДОМ КНИГИ  
"МОЛОДАЯ ГВАРДИЯ"  
Королькова И.С. Крохе-м  
ISBN 5-222-08373-X  
2000 N  
1567736  
Цена: 100 р.



*Данное пособие восполняет пробел в одной из самых важных сфер музыкального образования репертуаре начинающего пианиста. Сборник предназначен для обучения детей 4–5-летнего возраста игре на фортепиано. Благодаря тому, что музыкальный материал выстроен от простого к сложному, а тексты песенок тесно связаны с красочными иллюстрациями, даже такие маленькие дети смогут легко его освоить. Ребенку смогут помочь в занятиях не только преподаватели, но и родители, обладающие начальными музыкальными знаниями.*

**ФЕНИКС**

ISBN 5-222-08373-X  
9 785222 083734